






OCD Troubleshooting Guide

Air Liquide
HEALTHCARE

ALWAYS FOLLOW THE DIRECTIONS FOR USE

Problem	Cause	Solution
Unit does not pulse	Unit is powered off	Press ON/OFF button to turn unit on  On/Off
	Discharged Batteries	Replace batteries and make sure unit is not set to continuous flow
	Batteries installed incorrectly (reversed)	Make sure the battery polarity is correct 
	Cylinder valve is closed	Twist open cylinder valve
	Cylinder is empty	Check the contents gauge and replace cylinder if needle is in the red zone 
	Medical Oxygen cannula is blocked or kinked	Remove kinks, clean or replace if necessary
Short battery life	Rechargeable batteries are being used	Insert fully charged batteries Only Alkaline batteries to be used

 1300 36 02 02

 **Air Liquide**
HEALTHCARE



OCD Troubleshooting Guide

Air Liquide
HEALTHCARE

ALWAYS FOLLOW THE DIRECTIONS FOR USE

Problem	Cause	Solution
Oxygen Leaking	Missing or damaged bodok seal	Check unit to make sure bodok seal is in place and in good condition
	Unit is not fitted correctly	Close the cylinder valve, remove unit and re-connect to cylinder valve
Red light flashing and beeping sound	Breathing through mouth	Breathe through nose
	Dial on CF (continuous flow)	Turn dial to PULSE setting
	Blockage/kink in tubing	Replace tubing



On/Off



Increase/Decrease flow



 1300 36 02 02

 **Air Liquide**
HEALTHCARE