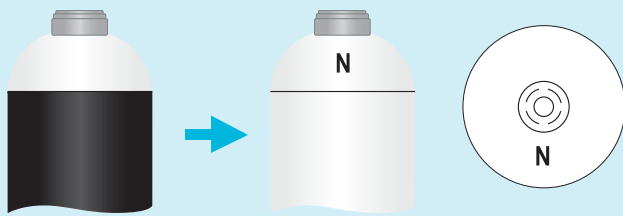



Regulatory Changes to Medical Oxygen Cylinders

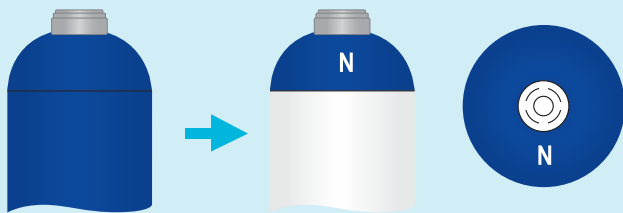
Medical Oxygen




Medical Air



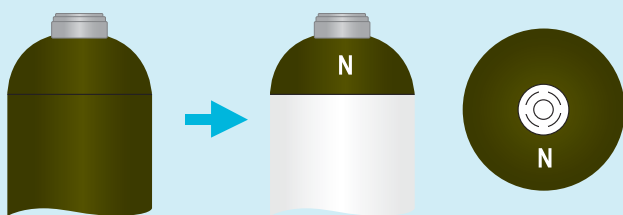
Medical Nitrous Oxide



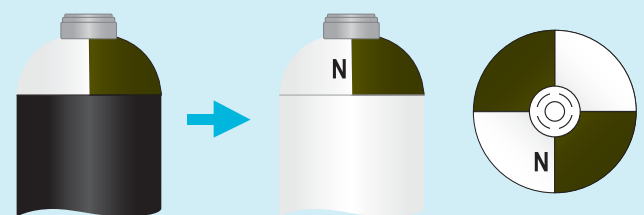
Nitronox™



Medical Carbon Dioxide



Carboxy™



Valve Outlet Changes to Large Medical Oxygen Cylinders

Your business is going to be affected by significant regulatory changes to Medical Gas cylinders and you need to take action.

Currently, outlets on large medical oxygen cylinders (D, E and G size) are Type 10 or bullnose. The revised Australian Standard **AS 2473.3 - 2007: Valves for compressed gas cylinders, part 3 – Outlet connections for medical gases (including pin-indexed yoke connections)** now requires valve outlets on these cylinders to be **pin indexed**. The main reason for the changes is to **enhance the safety of end users** of medical oxygen by eliminating the risk of connection of incorrect gas cylinders for medical oxygen applications.

This means that your medical oxygen equipment currently used to connect to large medical oxygen cylinders will no longer be compatible with these cylinders. Such equipment may include bullnose medical oxygen regulators, flexible hoses and pigtailed for connection of large medical oxygen cylinders to fixed manifold systems.


Furthermore, the introduction of pin index valves on large medical oxygen cylinders now allows for such cylinders to be filled to a maximum pressure of 200 bars (20,000 kPa); which means that many **manifold installations** may now be unsafe due to the following:

- Manifolds and associated components may have a rated maximum working pressure of less than 200 bars.
- Manifolds may have welded headers and be manufactured from materials no longer considered safe for use in high pressure medical oxygen systems.
- Manifolds may have imperial connections and/or manifolds using 3/8" BSPP connections.

As such, any medical oxygen manifold manufactured that is not rated to **200 bars** will need to be either upgraded or replaced. This may include replacement of any imperial fittings with the correct metric connections.

NEW VALVE OUTLET

All valve outlets of large medical oxygen cylinders will be changed to Pin-indexed.



COLOUR CHANGE TO MEDICAL GAS CYLINDERS

Along with the abovementioned change, large medical oxygen cylinders will also change their colour to **all white** in accordance with **AS 4484 - 2004: Gas cylinders for industrial, scientific, medical and refrigerant use – Labelling and colour coding**. This change will take effect at the same time as the valve outlet conversion of the large medical oxygen cylinders.



Furthermore, all other medical gas cylinders will progressively change their colour to comply with AS 4484 with final completion by the end of 2012. This is the deadline which all ANZIGA members have committed to ensure all medical cylinders have been converted to the new colour scheme.

The reason for both these changes is to enhance the safety of end users of medical gases (especially with medical oxygen) by eliminating the risk of connection of incorrect gas cylinders for medical oxygen applications and to clearly identify and distinguish medical gas cylinders from industrial gas cylinders.

TIMELINE

The valve outlet conversion for large medical oxygen cylinders will commence at the **beginning of period** indicated in the following table. After this date large medical oxygen cylinders (D, E and G sizes) will not be supplied with a threaded outlet connection (Type 10 or bullnose).

Prior to those dates, medical oxygen cylinders which already have a pin indexed valve outlet, will be changed to the new **colour scheme, white**. Within the 6 months following the transition date, all large medical oxygen cylinders will be changed to the new colour scheme.

Region	2009 September	2010 February	2010 May	2010 August	2011 February	2011 June
NT						
SA						
WA						
QLD						
NSW						
VIC						
TAS						

Effective date

KEY FACTS ABOUT THE TRANSITION:

Changes	Benefits to you	Actions you need to take
<ul style="list-style-type: none"> Large medical oxygen cylinders (D, E and G sizes including bundles/packs) will be supplied with a different valve outlet, called a pin indexed valve outlet. <p>This valve change does NOT affect small medical oxygen cylinders (C size and smaller) as they are already supplied with the pin indexed valve outlet.</p>	<ul style="list-style-type: none"> Enhanced patient and staff safety Eliminates the risk of cross connection between medical oxygen and industrial oxygen, argon, and helium 	<ul style="list-style-type: none"> You will need to arrange for a replacement medical oxygen regulator in order to be able to connect to the new valve outlet. Users of medical oxygen with manifold systems will need to have their manifold connections changed prior to the change-over date. <p><i>Talk to AIR LIQUIDE Healthcare about managing your transition</i></p>
<ul style="list-style-type: none"> All Medical Cylinders will have a white coloured body with the shoulder coloured to distinguish the gas type (as currently is the case). 	<ul style="list-style-type: none"> Enhanced staff safety Eliminates the risk of confusion between medical oxygen and industrial gases 	<ul style="list-style-type: none"> Education to your staff <p><i>Talk to AIR LIQUIDE Healthcare about managing your transition and staff education.</i></p>
<ul style="list-style-type: none"> New RPV valve: (unique to ALH) AIR LIQUIDE Healthcare will take the initiative to upgrade their Pin Index Valve to an RPV valve leaving a residual pressure in the cylinder 	<ul style="list-style-type: none"> Protection of gas purity and integrity 	<ul style="list-style-type: none"> No change required

AIR LIQUIDE Healthcare CAN HELP YOU!

AIR LIQUIDE Healthcare can assist you in this transition in providing a range of services to ensure that your vital oxygen supply is uninterrupted and business goes on as usual. We can survey your facility, identify your equipment needs and work with you with in the long run with a Preventative Maintenance Program so that you do not have to worry about your accreditation and compliance ever again.

Equipment Survey and Audit Program

- Identification of equipment requirements for regulators and manifolds

Gap Analysis and Recommendations

- Preventative maintenance Service offer
- Quotations for supply of equipment and installation

Equipment Upgrade

- Supply of new equipment
- Preventative service agreement program in place

Ongoing Equipment Preventative Maintenance

- Regular visits to service your equipment in accordance to the Australian Standards

CALL US NOW

The number of healthcare facilities such as hospitals, day surgeries, and veterinary clinics to be changed over is staggering and we want to make sure that we have got your facility covered. The sooner we understand your requirements, the better we can secure supply of equipment and plan the resource to work with you.



Call us now on **1300 36 02 02** or fill out the attached survey on the back page and fax it back to our offices in your state.

Medical Gas Equipment Survey

Please fill out the form and fax back or mail to our state offices



Institution: _____	Contact person: _____
Phone number: _____	Email address: _____
Address: _____	
Current equipment service provider: _____	
Service on: Regulators <input type="checkbox"/> Bulk Gas <input type="checkbox"/> Manifolds <input type="checkbox"/> Air compressors <input type="checkbox"/> Wall outlets <input type="checkbox"/> Others: _____	

Oxygen cylinders on hand:

Qty of D size: _____ Qty of E size: _____ Qty of G size: _____

Oxygen regulators on hand:

Qty of Bull-nose O2 regulators: _____ Manufacturer: _____
Qty of Pin-index O2 regulators: _____ Manufacturer: _____
Service interval: _____ Last serviced date: _____

Oxygen Manifolds on hand:

Manual changeover: <input type="checkbox"/>	Auto changeover: <input type="checkbox"/>
Type and Qty:	Type and Qty:
1x1 <input type="checkbox"/> _____ 2x2 <input type="checkbox"/> _____ 4x4 <input type="checkbox"/> _____	1x1 <input type="checkbox"/> _____ 2x2 <input type="checkbox"/> _____ 4x4 <input type="checkbox"/> _____
Others: _____	Others: _____
Pressure: _____ Kpa	Pressure: _____ Kpa
Manufacturer: _____	Manufacturer: _____
Years in use: _____	Years in use: _____
Last serviced date: _____	Last serviced date: _____

AIR LIQUIDE Healthcare's recommendation:

I would like to receive a quotation for new Pin-index regulators. Yes No
I would like to receive a quotation for new manifolds. Yes No
Provide me a quotation on connection change. Yes No

Preventive Maintenance service:

Our Preventive Maintenance Service Program can take care of your medical gas equipment, and ensure your compliance to Australian Standards.

I am interested in the preventive maintenance service program. Yes No

Comments: _____

NSW Office
Unit 5/476 Gardeners Rd
ALEXANDRIA 2015
Fax: 02 8338 9797

QLD Office
25 Campbell Street
BOWEN HILLS 4006
Fax: 07 3252 4850

VIC & TAS Office
40 Bunnet Street
NORTH SUNSHINE 3020
Fax: 03 9311 0444

SA Office
95 Fullarton Road
KENT TOWN 5067
Fax: 08 8331 1849

AIR LIQUIDE Healthcare Pty. Ltd.
<http://www.airliquidehealthcare.com.au>
Toll free 1300 36 02 02

